



PORSCHE

## Model Overview Porsche

### Model Name

### Modelyear (MY)

#### 9PA:

Cayenne/S/Turbo	MY 2003 to MY 2005
Cayenne/S/GTS/Turbo/Turbo S/Diesel	MY 2006 to MY 2010

#### 92A:

Cayenne/S/Turbo/Diesel	from MY 2011
Cayenne S Hybrid	from MY 2011

#### 987:

Boxster/S/Spyder	from MY 2005
Cayman/S	from MY 2006

### Model Name

### Modelyear (MY)

#### 997:

911 Carrera/S/4/4S Coupé	from MY 2005
911 Carrera/S/4/4S Cabrio	from MY 2005
911 Targa 4/4S	from MY 2007
911 Turbo/S Coupé	from MY 2007
911 Turbo/S Cabrio	from MY 2008
911 GT3	from MY 2007
911 GT3 RS	from MY 2007
911 GT2	from MY 2008

#### 970:

Panamera/S/4S/Turbo	from MY 2010
---------------------	--------------

### Legal Disclaimer:

The Porsche rescue sheets were created exclusively for the use of qualified members of the emergency services who have been appropriately trained in the technical rescue of persons from vehicles following road accidents, and may only be used for this purpose.

It includes information on the nature of the vehicles' bodywork, on passive safety systems and alternative drive systems and presents the maximum possible variations of optional equipment.

Porsche is not an expert on the execution of rescue missions. For this reason, all emergency services personnel need to evaluate this information before a rescue and recovery attempt is made and, based upon their own expert knowledge, devise strategies and make decisions.

We recommend that all emergency services personnel examine representative vehicles manufactured by Porsche in the course of their training, in order to fully understand this information.

In addition, the Porsche AG advanced technical information on Porsche vehicles is available on the CD-ROM "Technical Note for Emergency Services", which can be found at Porsche subsidiaries, Importers and Porsche Dealers.

This document and its parts is copyright protected. Any commercial use requires the prior written consent of Porsche AG. This applies especially to reproduction, processing, editing, translation, microfilming and / or processing in electronic systems, including databases and online services.

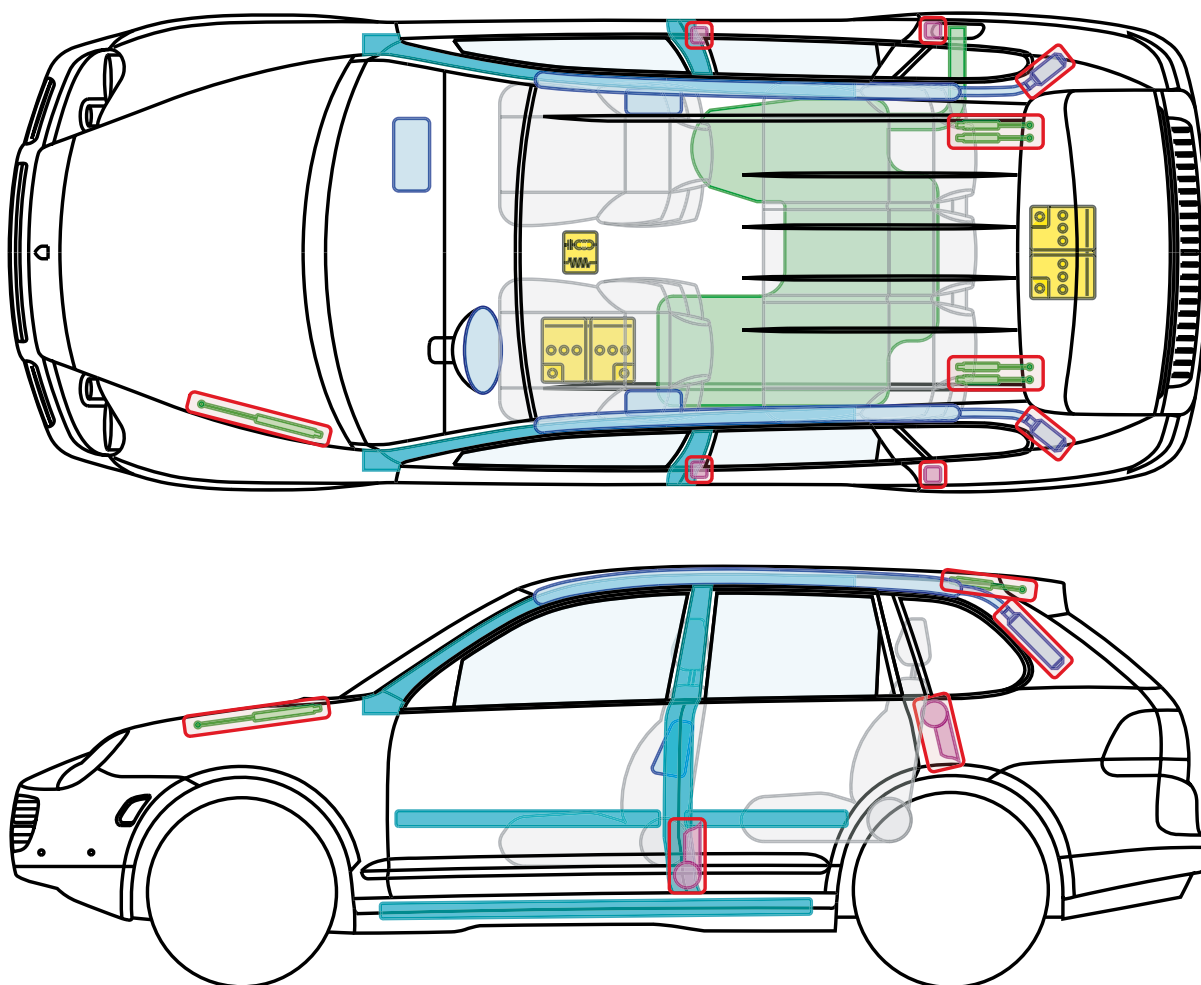
Porsche AG expressly reserves the right to make changes and modifications to the content of the rescue specifications at any time. This information was current at the time of its preparation. Porsche excludes any obligation to update, change or replace this information.



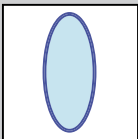


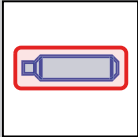

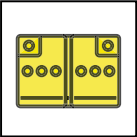
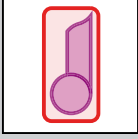
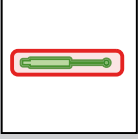

PORSCHE



## Cayenne/S/Turbo (9PA) MY 2005



### Legend

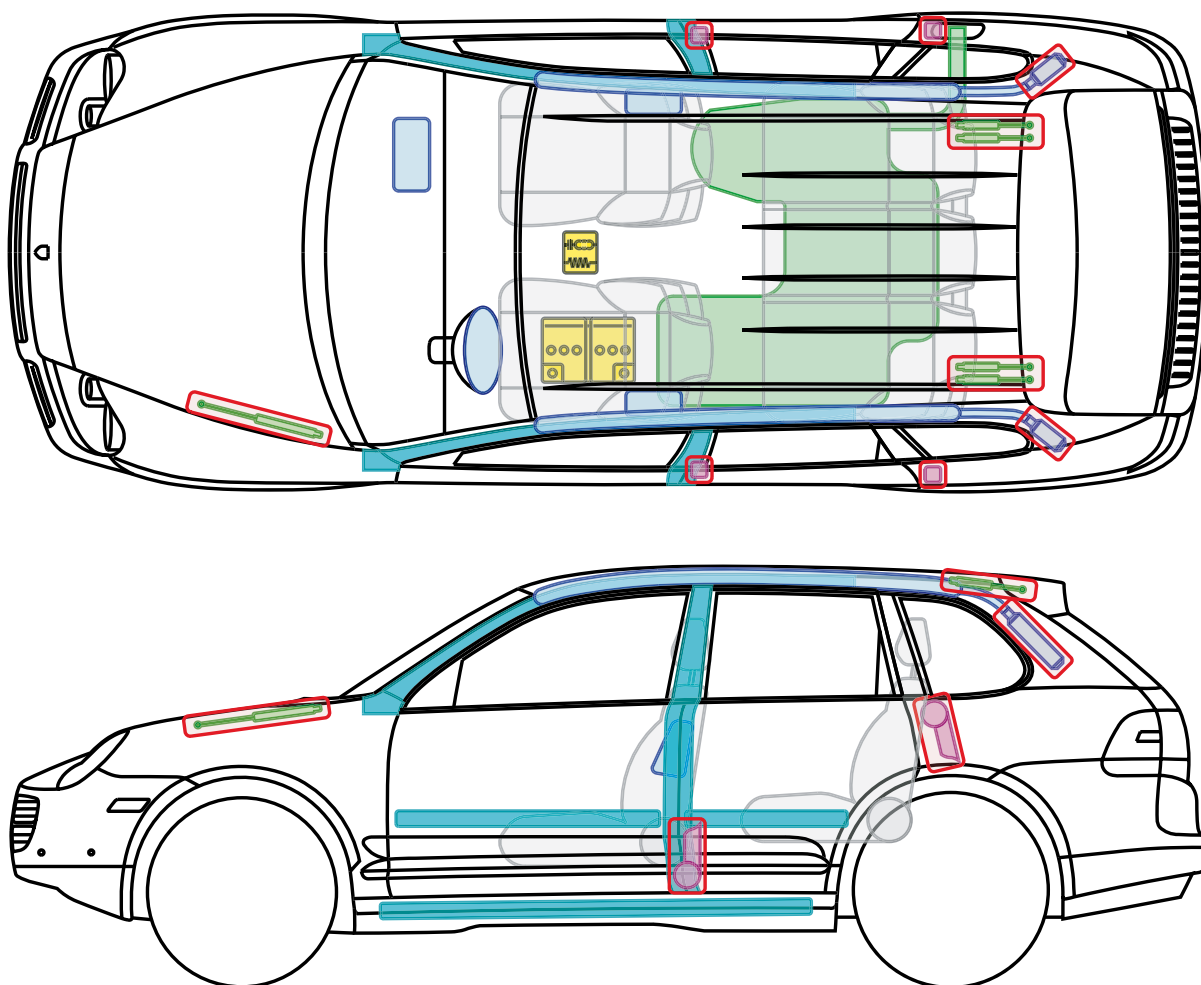
	Airbag		Body-reinforcement		Airbag CU
	Gas-generator		Rollover-bar		Battery
	Belt-tensioner		Gas-filled damper		Fuel tank



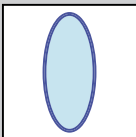

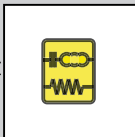
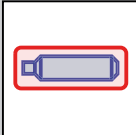

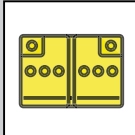
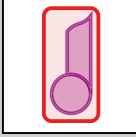
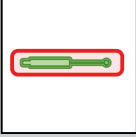
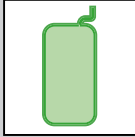
PORSCHE



## Cayenne/S/GTS/Turbo/Turbo S/Diesel (9PA) MY 2006 - MY 2010



### Legend

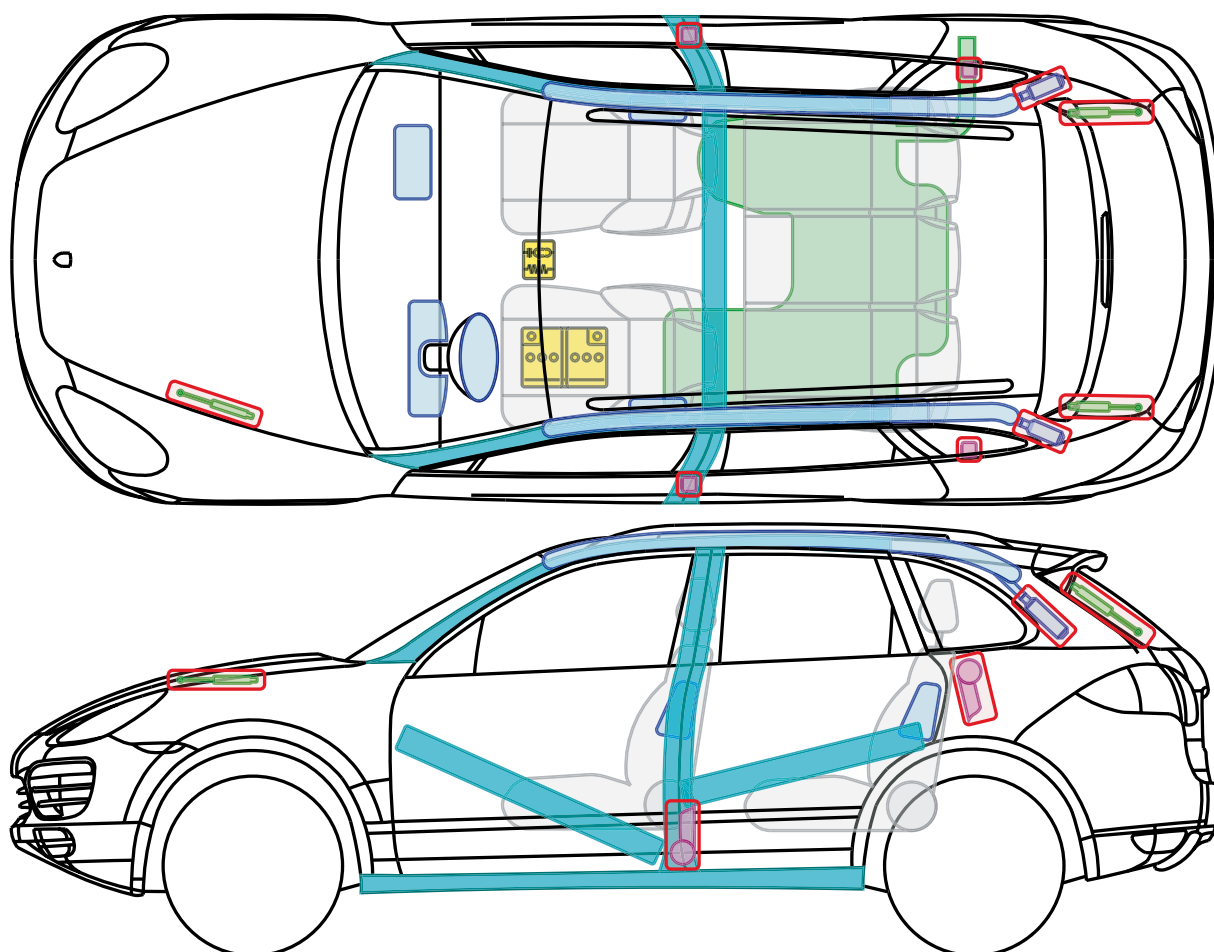
	Airbag		Body-reinforcement		Airbag CU
	Gas-generator		Roll-over bar		Battery
	Belt-tensioner		Gas-filled damper		Fuel-tank



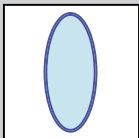

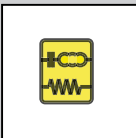
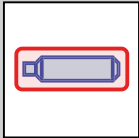

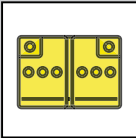
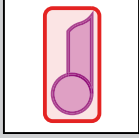
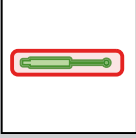
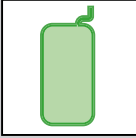
PORSCHE



## Cayenne/S/Turbo/Diesel (92A) MY 2011



### Legend

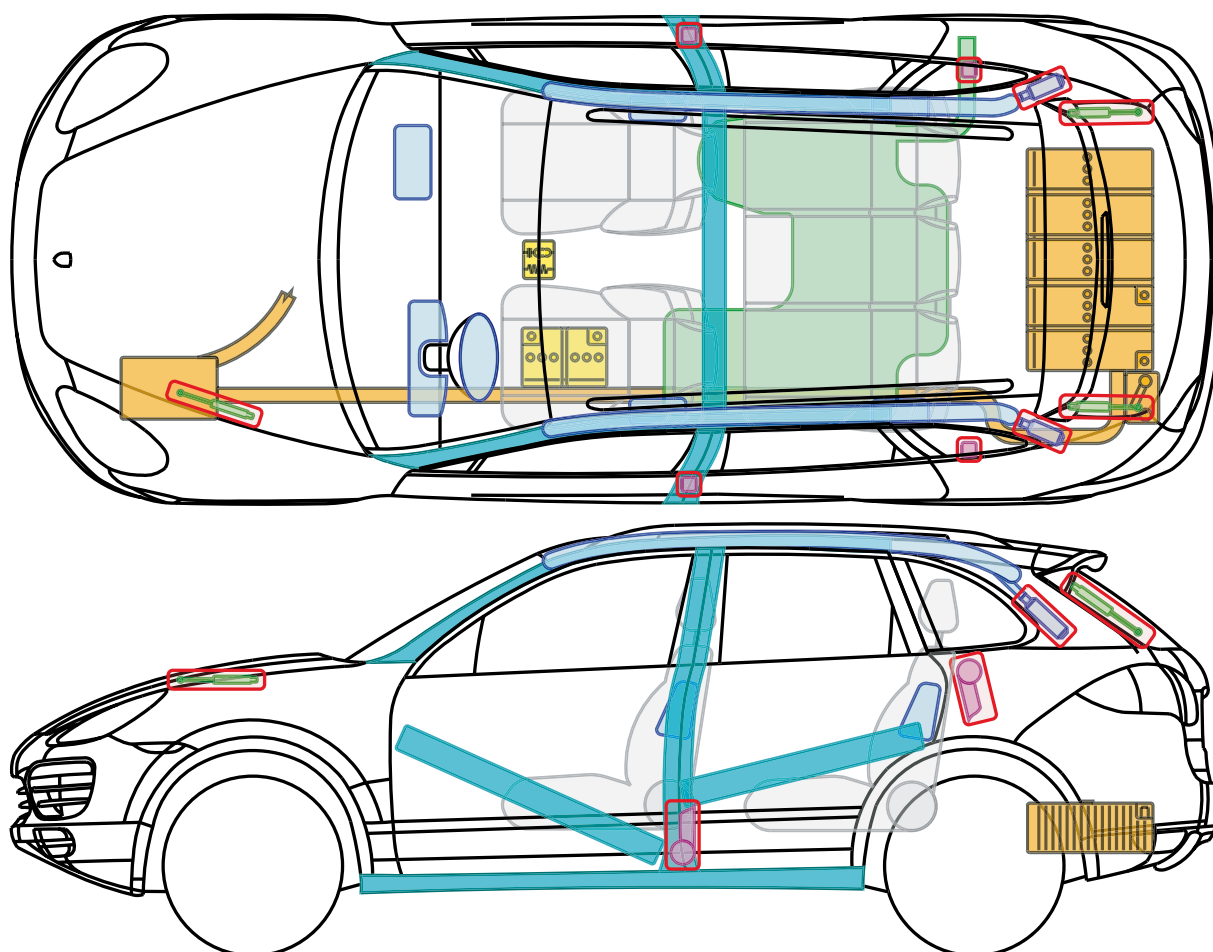
	Airbag		Body-reinforcement		Airbag CU
	Gas-generator		Roll-over bar		Battery
	Belt-tensioner		Gas-filled damper		Fuel-tank





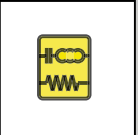
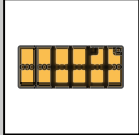
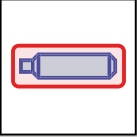

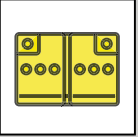

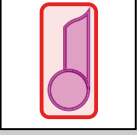
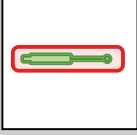

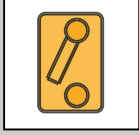
PORSCHE



## Cayenne S Hybrid (92A) MY 2011



### Legend

	Airbag		Body-reinforcement		Airbag CU		Highvoltage battery
	Gas-generator		Roll-over bar		12 V Battery		Highvoltage -cable/-component
	Belt-tensioner		Gas-filled damper		Fuel-tank		Highvoltage-disconnect

Features: High voltage of 288 volts! Important information can be found on the following pages.

# Identifying Features

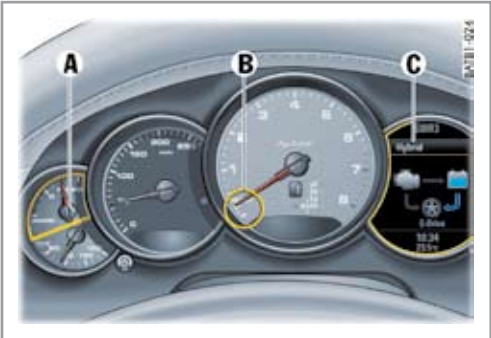
## Identification of the Cayenne S Hybrid



Script logo **"Hybrid"** on the **Engine Design cover**



Script logo **"Hybrid"** on **front guards**, right and left



On the Instrument cluster:  
(A = E-Power-Meter, B = READY-Indicator,  
C = Energy flow in the multifunction display)

## Identification of the hybrid components



All high voltage components are marked with clear warning labels.



In the engine compartment, a yellow warning label is affixed to the front crossmember to warn against touching hybrid system components

All High voltage cables feature **gj Yf \_ ] d g d n j ] \** insulation.

## Safety information for the hybrid system

It is safe to touch undamaged connectors, cables and flange sockets of the high voltage electrical system.



### DANGER

**Risk of serious or fatal injury from electrical shock if handled incorrectly!**

**When dealing with high voltage components incorrectly, there is a risk of death due to high voltage and the associated electrical current which may flow through the human body.**

- Do not touch high voltage components which are in operation.
- Do not damage orange-coloured high voltage cables of the high voltage system.
- Even after the high voltage electrical system has been deactivated, a voltage may still be present on the high voltage battery. Do not damage or open the high voltage battery.

## Passive safety systems and high voltage system deactivation



### WARNING

**The electrical machine is silent when the vehicle is stopped!**

**You cannot tell whether the vehicle is operational by listening for operational noises, as the electrical machine is silent when the vehicle is at rest.**

- The vehicle may be operational even when you cannot hear the sounds of the engine.
- The internal combustion engine can start itself when the automatic transmission is in "P" or "N" depending on the state of charge of the high voltage battery.

### NOTE

**Accidents with triggered airbags and belt tensioners**

The high voltage system is automatically switched off when accidents occur which trigger airbags and trigger seat belt tensioners.

### NOTE

**Accidents without triggered airbags and belt tensioners**

To ensure that the drive and safety systems are disabled, emergency rescuers should take the following steps:

1. Turn the ignition key to the "OFF" position.
2. Disconnect the 12 volt battery located under the front left seat.

If the ignition switch and the 12 volt battery are not accessible:

1. Disconnect the 12 volt plug in the luggage compartment.

Any additional methods of deactivation - as described in repair manuals for example (such as pulling off the service connector) - should only be carried out by properly qualified personnel.

## Ignition switch

The methods of deactivation of the high voltage system described below apply both to vehicles with conventional keys and to vehicles with Porsche Entry & Drive.



1. Turn the ignition key to the "OFF" position (Position -0-).

- The voltage on the high voltage system falls to zero within approx. 20 seconds.
- The passive safety system such as airbags and belt tensioners will continue to be supplied with power from the 12 volt electrical system.

## 12 volt battery disconnection



1. Left-front seat – if possible – move to the rearmost position position (-1-).
2. Release the carpet cover (-2-).



3. Disconnect the ground cable from the 12 volt battery at the screw connector (-3-).

- The passive safety systems (airbags and belt tensioners) have now been deactivated

## If the ignition switch and 12 volt battery are not accessible

### Disconnect the 12 volt plug connection in the luggage compartment



1. Open the tailgate.  
The 12 volt plug connection which needs to be disconnected is located on the left of the high voltage battery.
2. Disconnect the 12 volt plug connection.

- The voltage on the high voltage system falls to zero in approx. 20 seconds.
- The passive safety systems such as airbags and belt tensioners will continue to be supplied with power from the 12 volt electrical system.

## Other Accident Situations

### Vehicle in the water

There is no risk that voltage is applied to the body. After recovery of the vehicle:

1. Allow the water to drain from the interior of the vehicle
2. and deactivate the high voltage system.

### Vehicle Fire

Suitable extinguishing agent:

Water (H<sub>2</sub>O)

### Battery Fire

Suitable extinguishing agent battery fire:

Dry sand, carbon dioxide (CO<sub>2</sub>)



### WARNING

**Battery modules may burst if exposed to heat!**

**If the high voltage battery is heated, it is possible the battery modules may burst.**

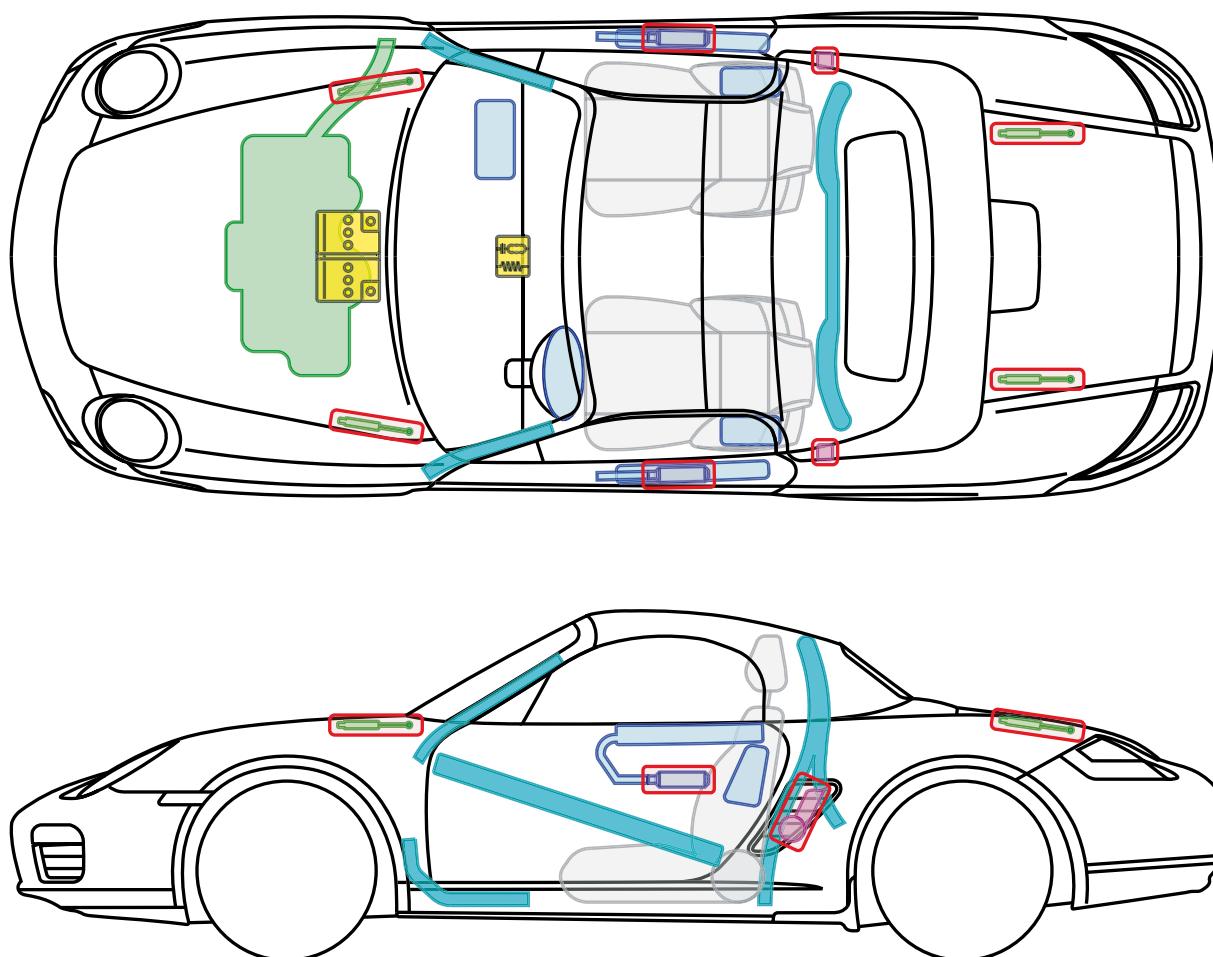
- When fighting a fire, maintain an appropriate safe distance.



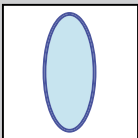


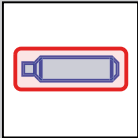

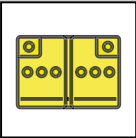
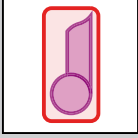
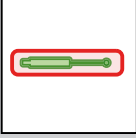

PORSCHE



## Boxster/S/Spyder (987) MY 2005



### Legend

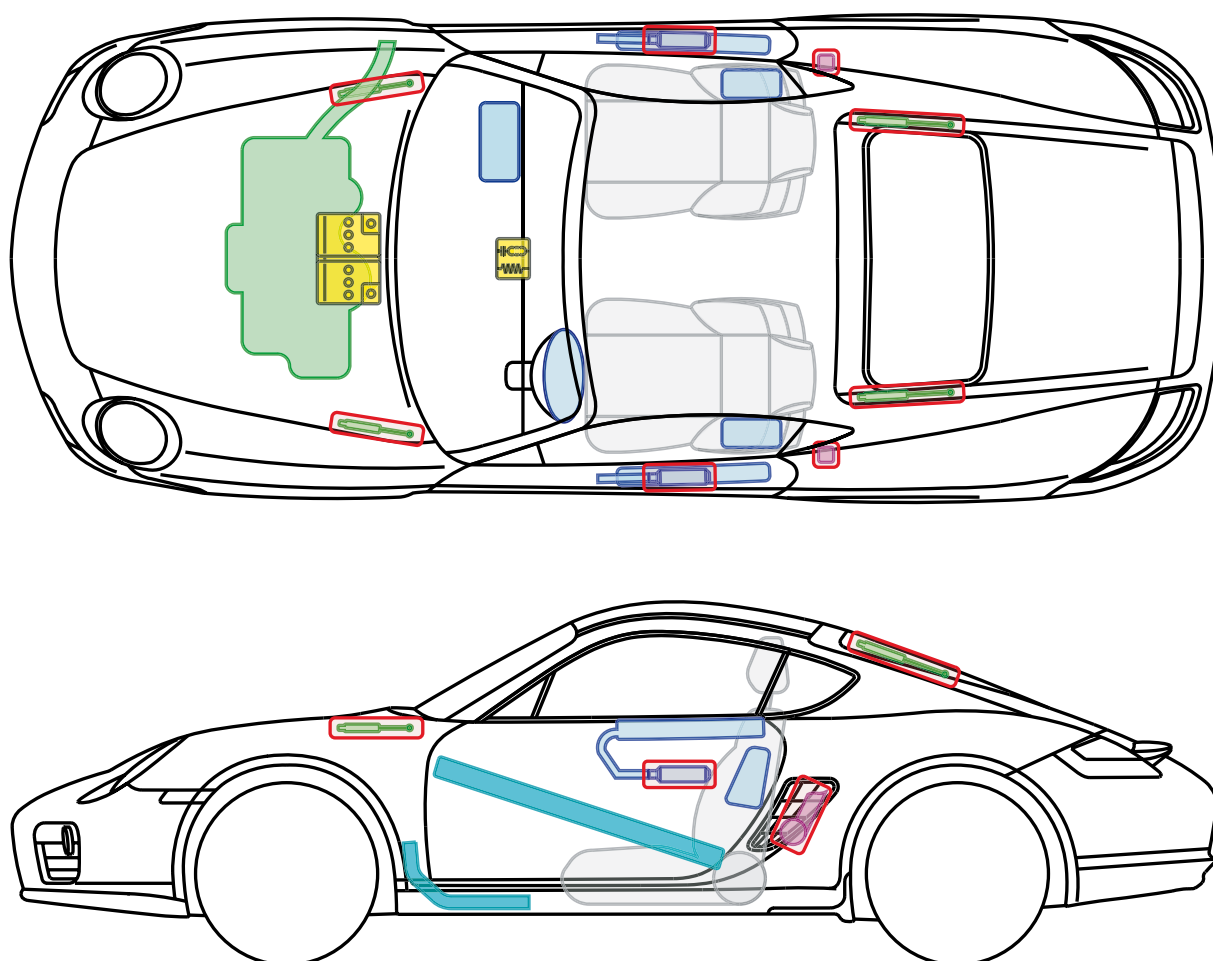
	Airbag		Body-reinforcement		Airbag CU
	Gas-generator		Roll-over bar		Battery
	Belt-Tensioner		Gas-filled damper		Fuel-tank



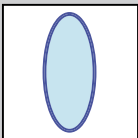


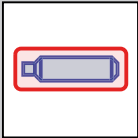

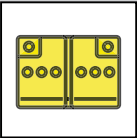
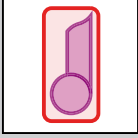
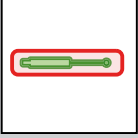

PORSCHE



## Cayman/S (987) MY 2006



### Legend

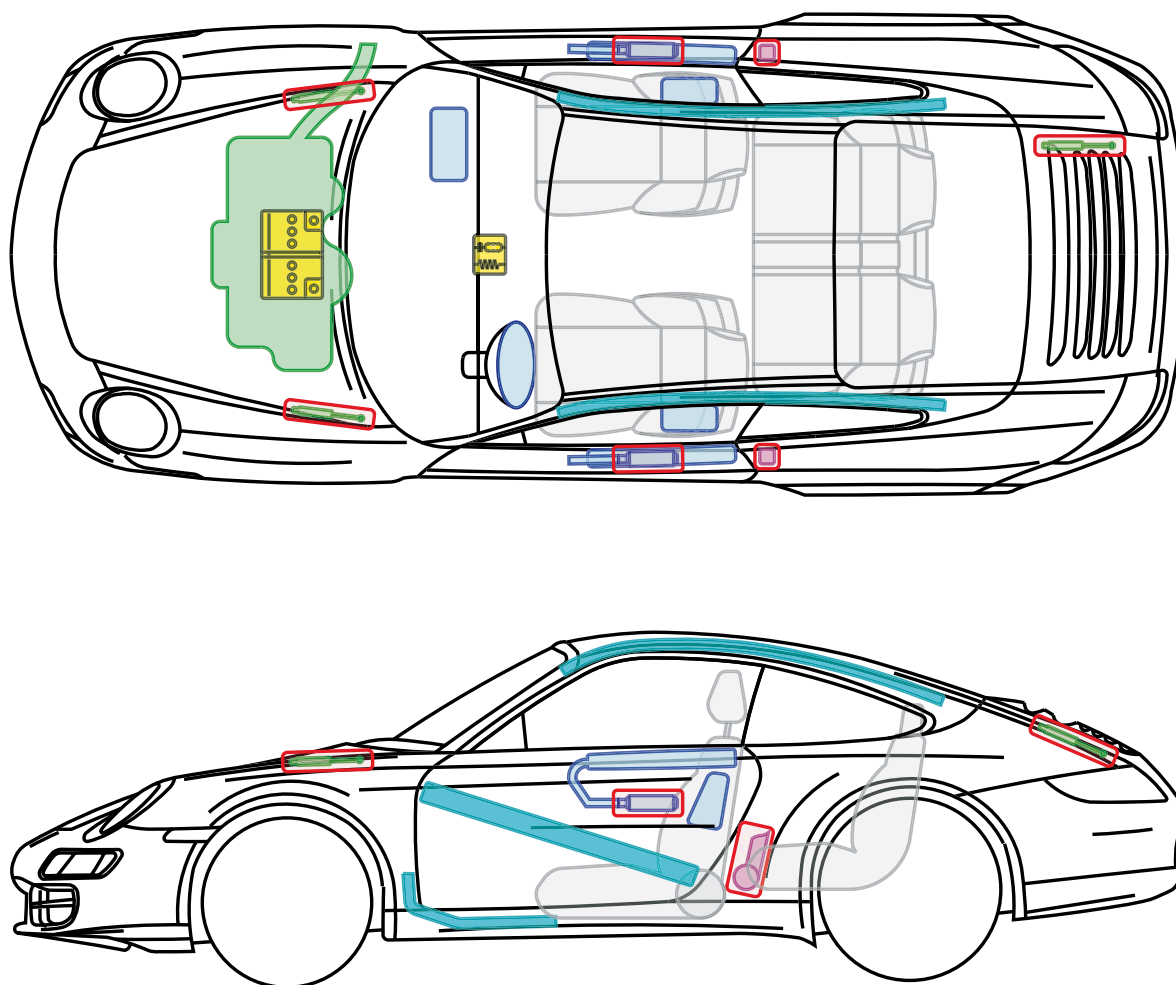
	Airbag		Body-reinforcement		Airbag CU
	Gas-generator		Roll-over bar		Battery
	Belt-tensioner		Gas-filled damper		Fuel-tank



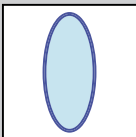


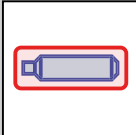

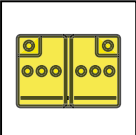
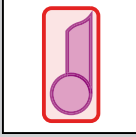
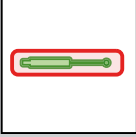

PORSCHE



## 911 Carrera/S/4/4S Coupé (997) MY 2005



### Legend

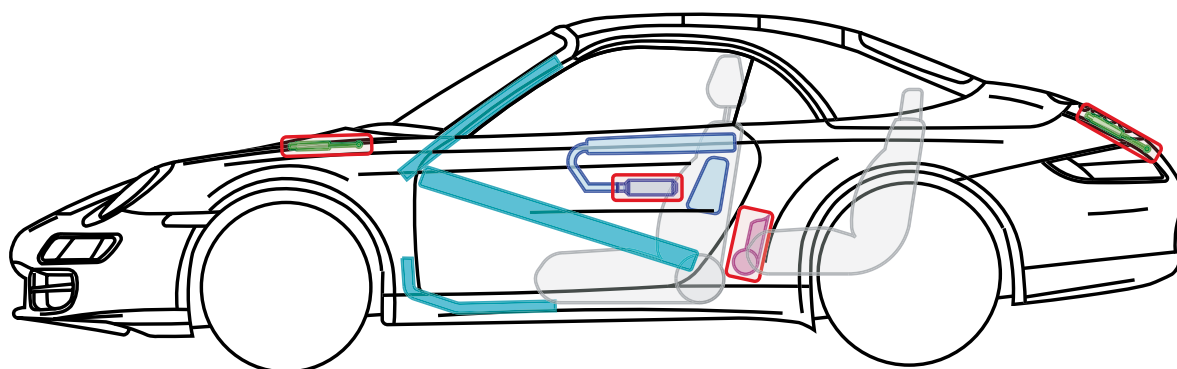
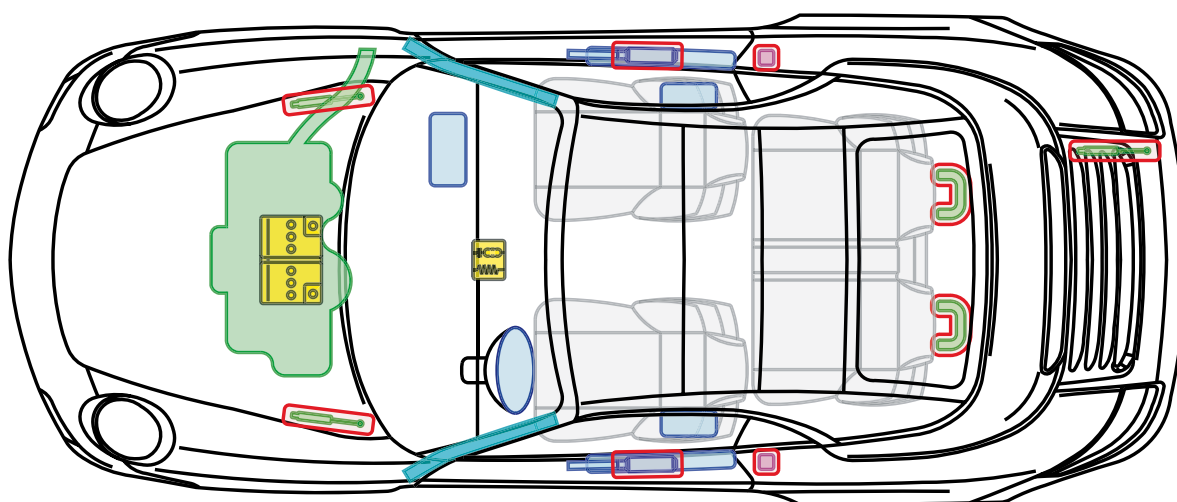
	Airbag		Body-reinforcement		Airbag CU
	Gas-generator		Roll-over bar		Battery
	Belt-tensioner		Gas-filled damper		Fuel-tank



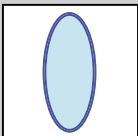


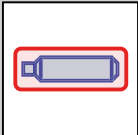

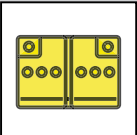
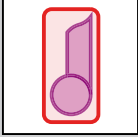
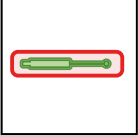

PORSCHE



## 911 Carrera/S/4/4S Cabrio (997) MY 2005



### Legend

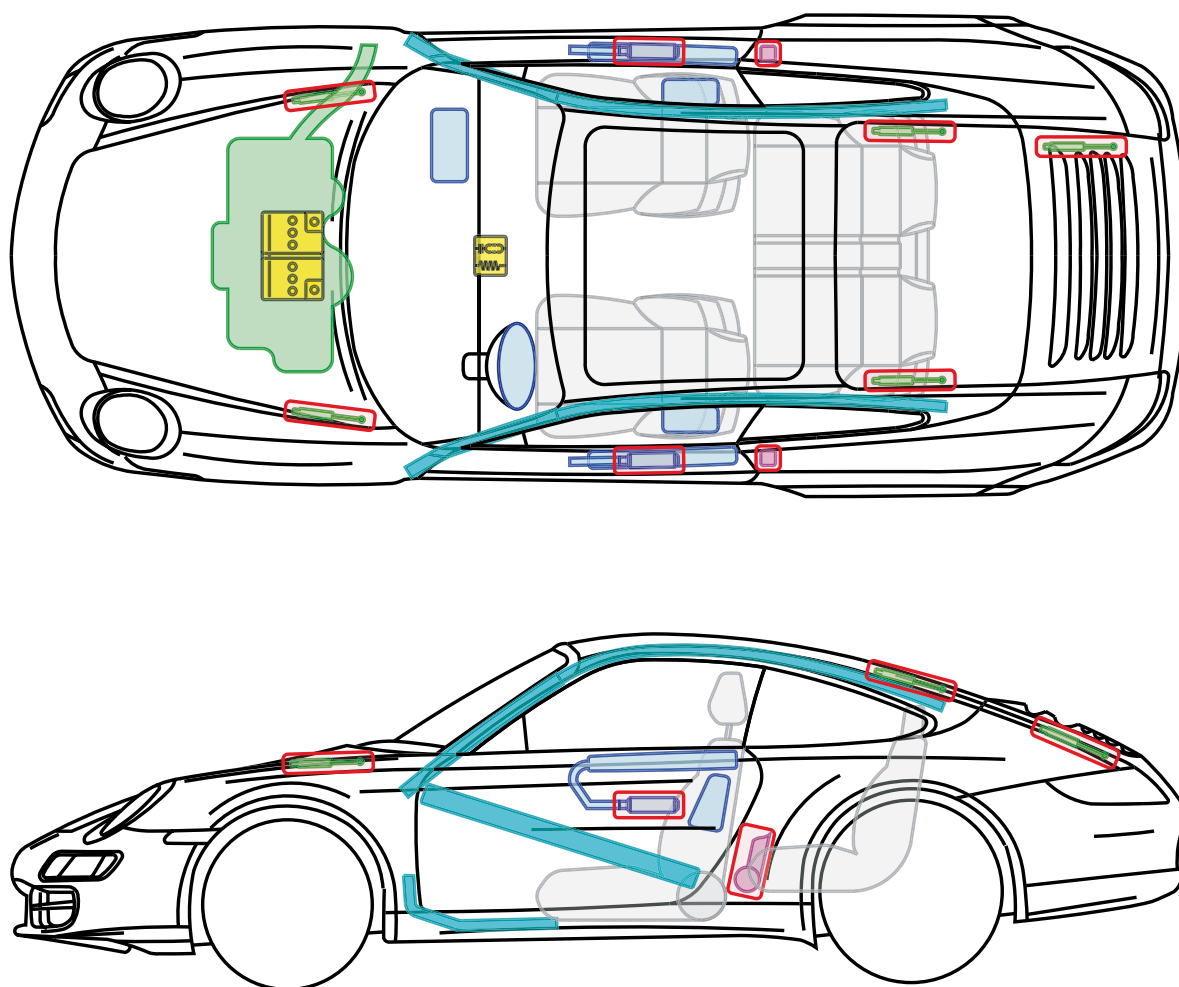
	Airbag		Body-reinforcement		Airbag CU
	Gas-generator		Roll-over bar		Battery
	Belt-tensioner		Gas-filled damper		Fuel-tank



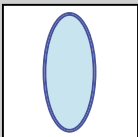


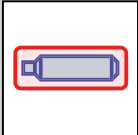

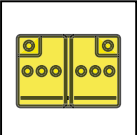
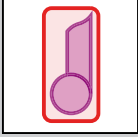
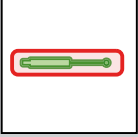

PORSCHE



## 911 Targa 4/4S (997) MY 2007



### Legend

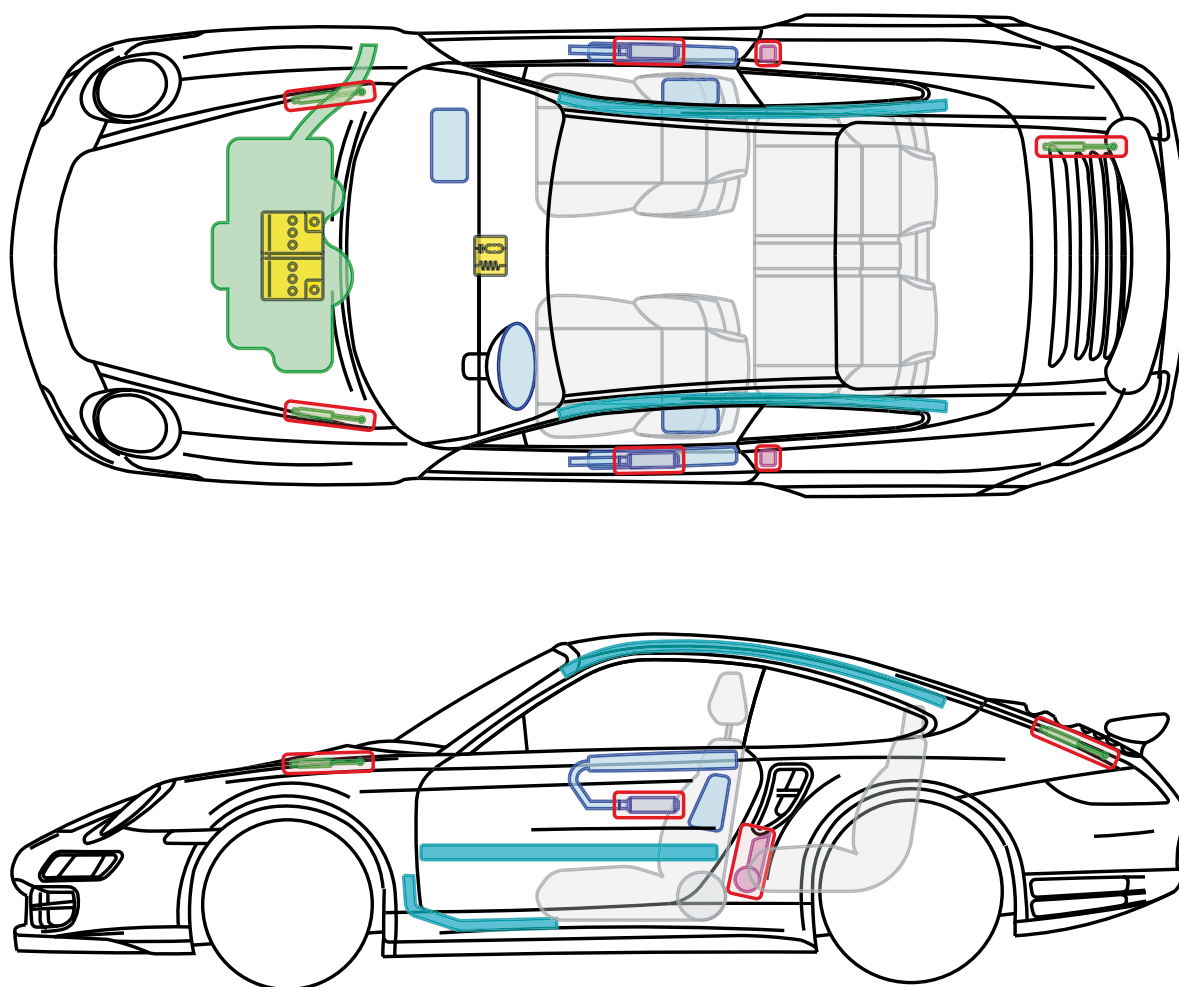
	Airbag		Body-reinforcement		Airbag CU
	Gas-generator		Roll-over bar		Battery
	Belt-tensioner		Gas-filled damper		Fuel-tank



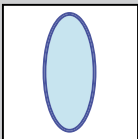


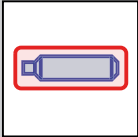

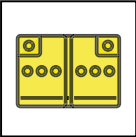
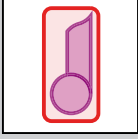
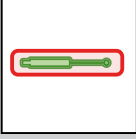

PORSCHE



## 911 Turbo Coupé (997) MY 2007



### Legend

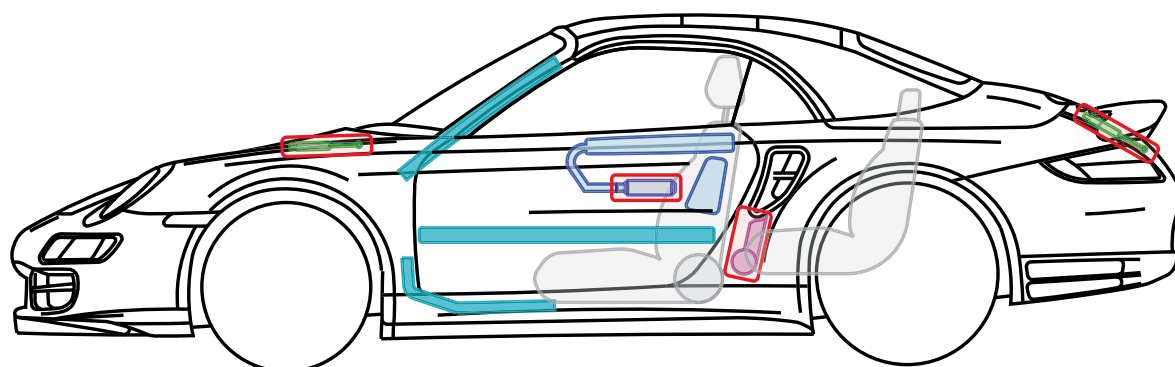
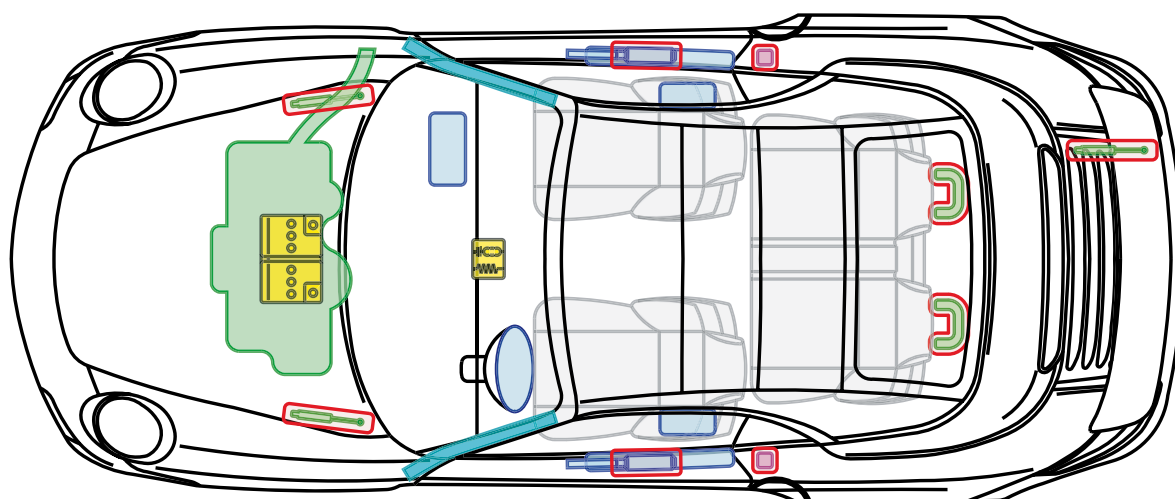
	Airbag		Body-reinforcement		Airbag CU
	Gas-generator		Roll-over bar		Battery
	Belt-tensioner		Gas-filled damper		Fuel-tank



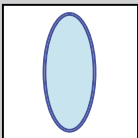


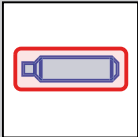

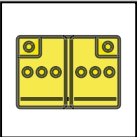
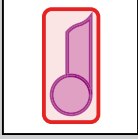
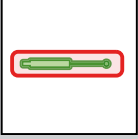

PORSCHE



## 911 Turbo Cabrio (997) MY 2008



### Legend

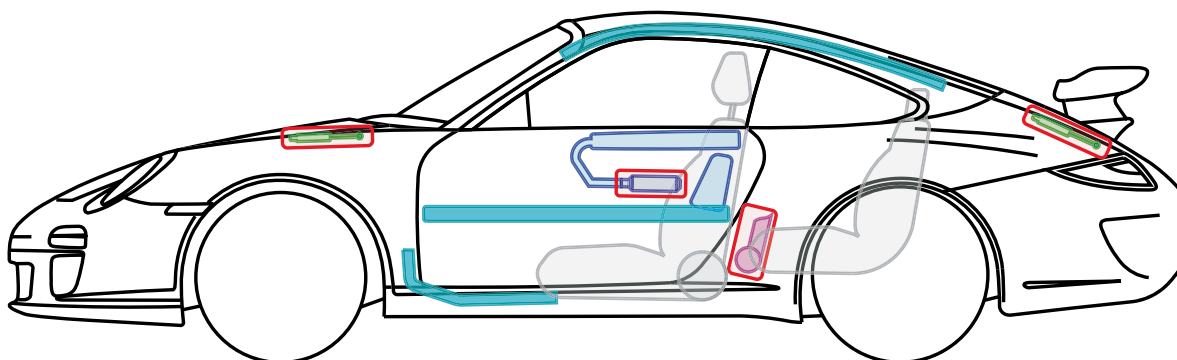
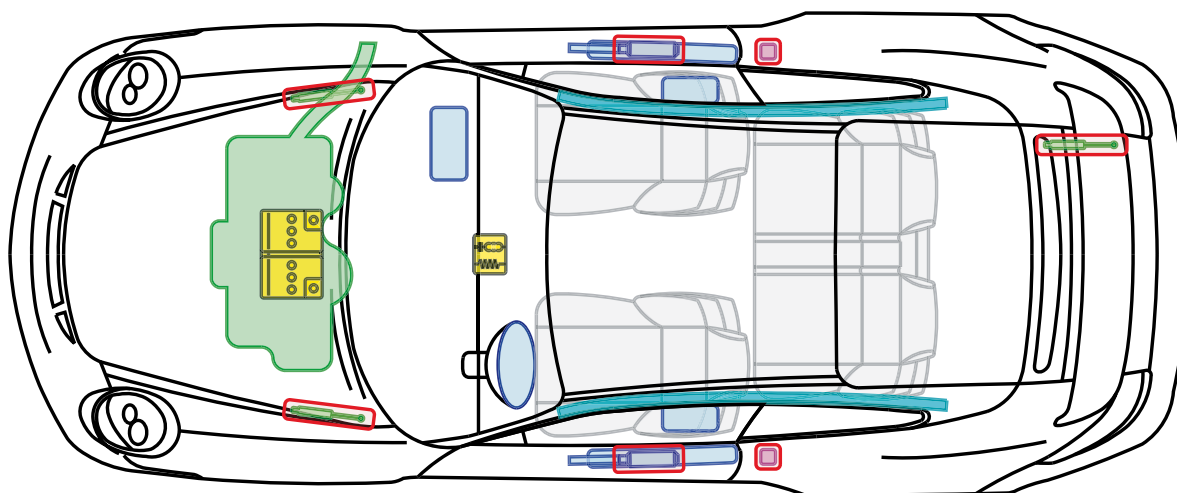
	Airbag		Body-reinforcement		Airbag CU
	Gas-generator		Roll-over bar		Battery
	Belt-tensioner		Gas-filled damper		Fuel-tank



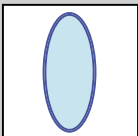


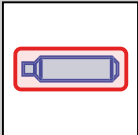

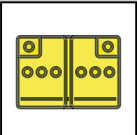
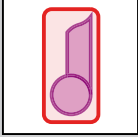
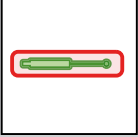

PORSCHE



## 911 GT3 (997) MY 2007



### Legend

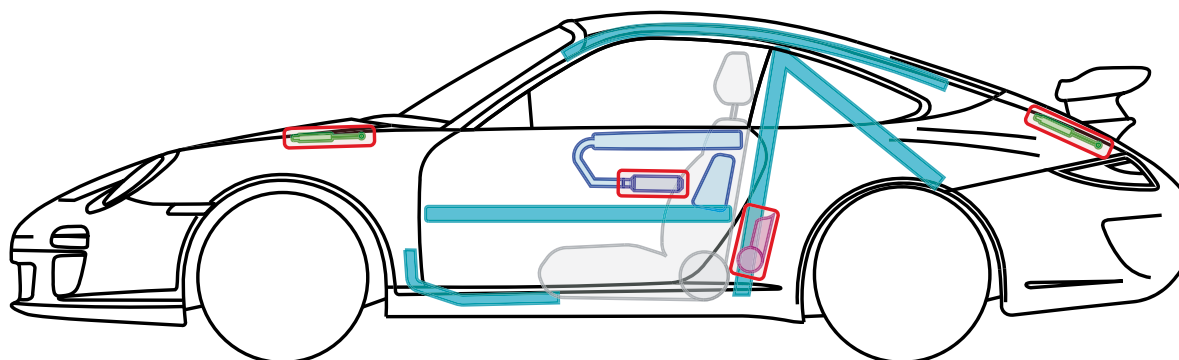
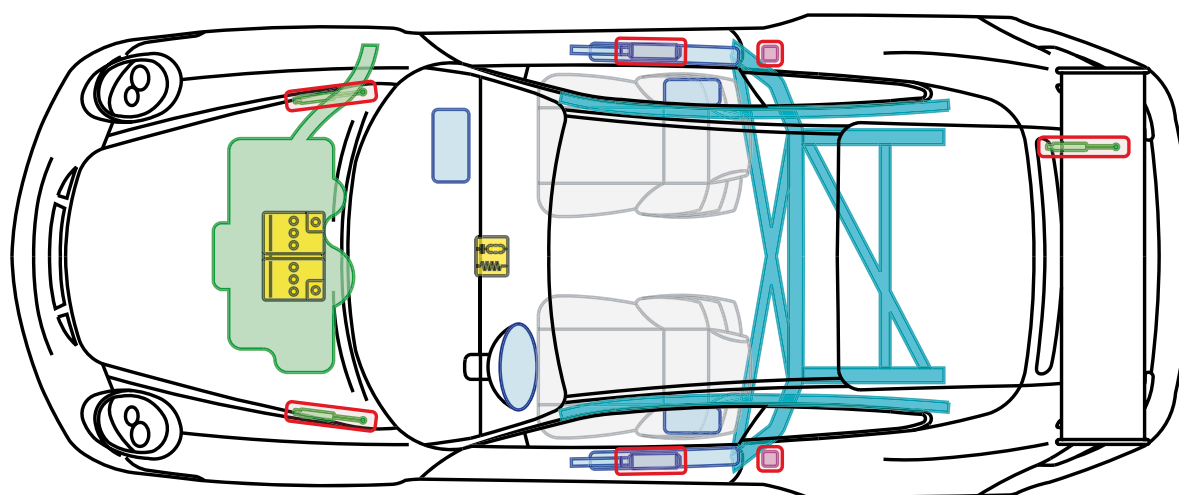
	Airbag		Body-reinforcement		Airbag CU
	Gas-generator		Roll-over bar		Battery
	Belt-tensioner		Gas-filled damper		Fuel-tank



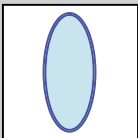


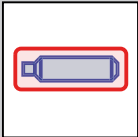

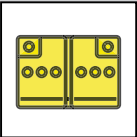
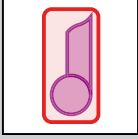
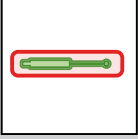

PORSCHE



## 911 GT3 RS (997) MY 2007



### Legend

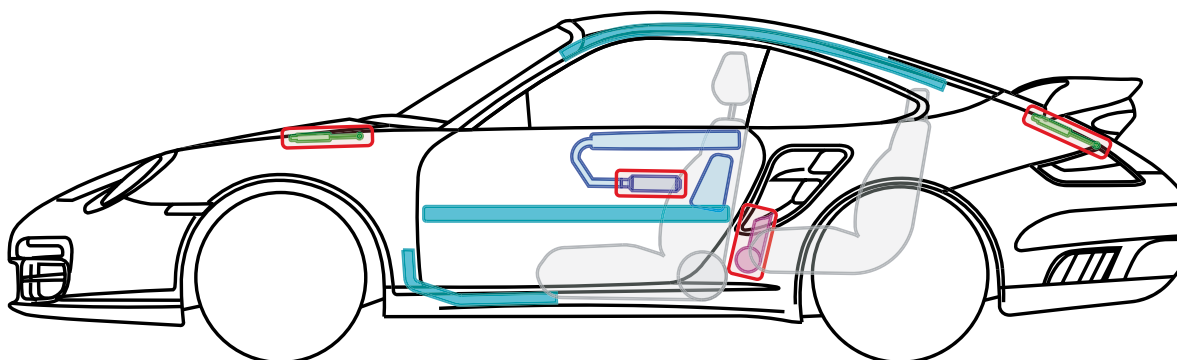
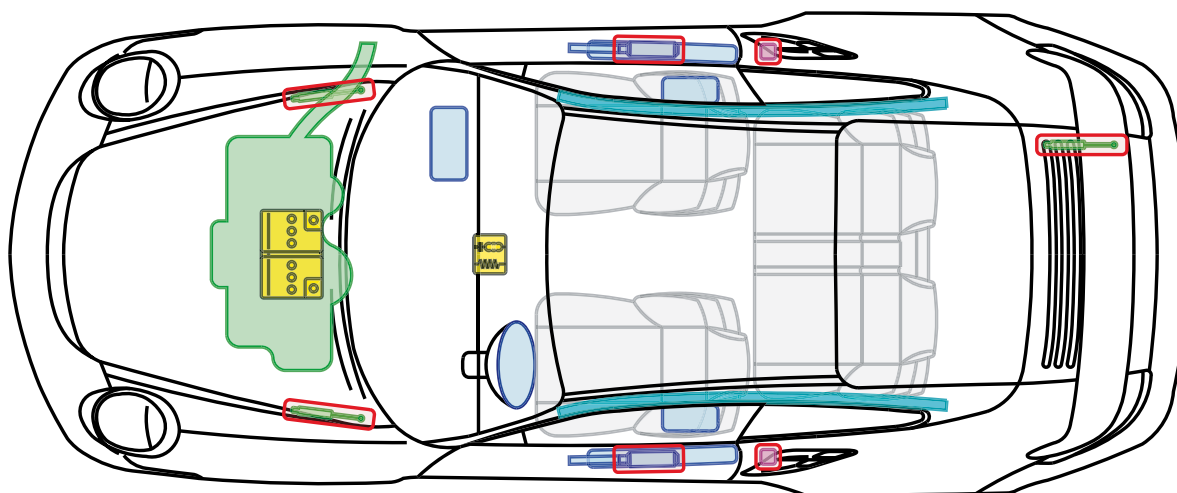
	Airbag		Body-reinforcement		Airbag CU
	Gas-generator		Roll-over bar		Battery
	Belt-tensioner		Gas-filled damper		Fuel-tank



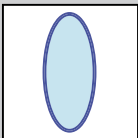


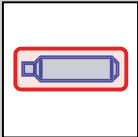

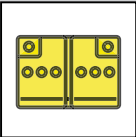
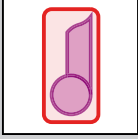
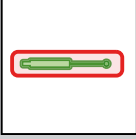

PORSCHE



## 911 GT2 (997) MY 2008



### Legend

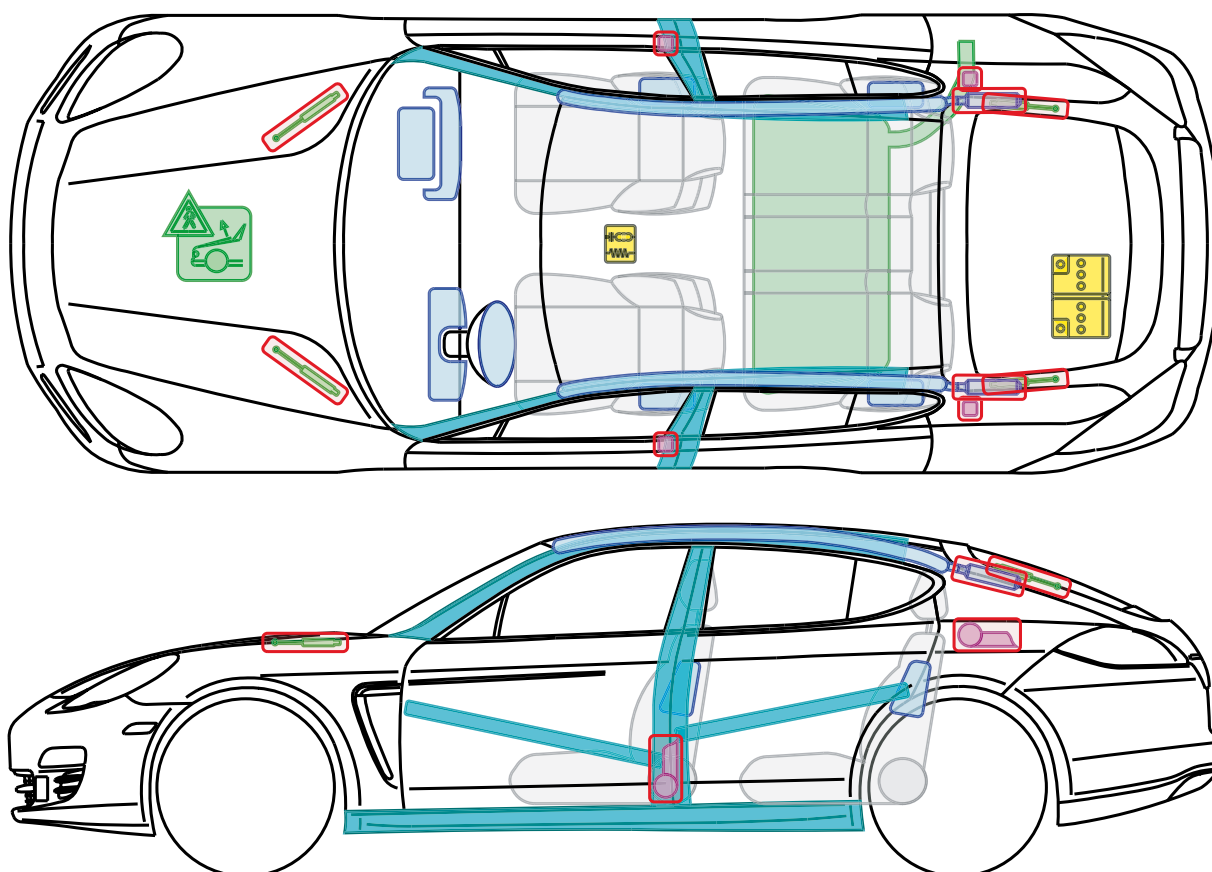
	Airbag		Body-reinforcement		Airbag CU
	Gas-generator		Roll-over bar		Battery
	Belt-tensioner		Gas-filled damper		Fuel-tank







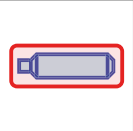

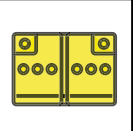



PORSCHE



## Panamera/S/4S/Turbo (970) MY 2010



### Legend

	Airbag		Body-reinforcement		Airbag CU		Pedestrian-protection-system
	Gas-generator		Roll-over bar		Battery		
	Belt-tensioner		Gas-filled damper		Fuel-tank		